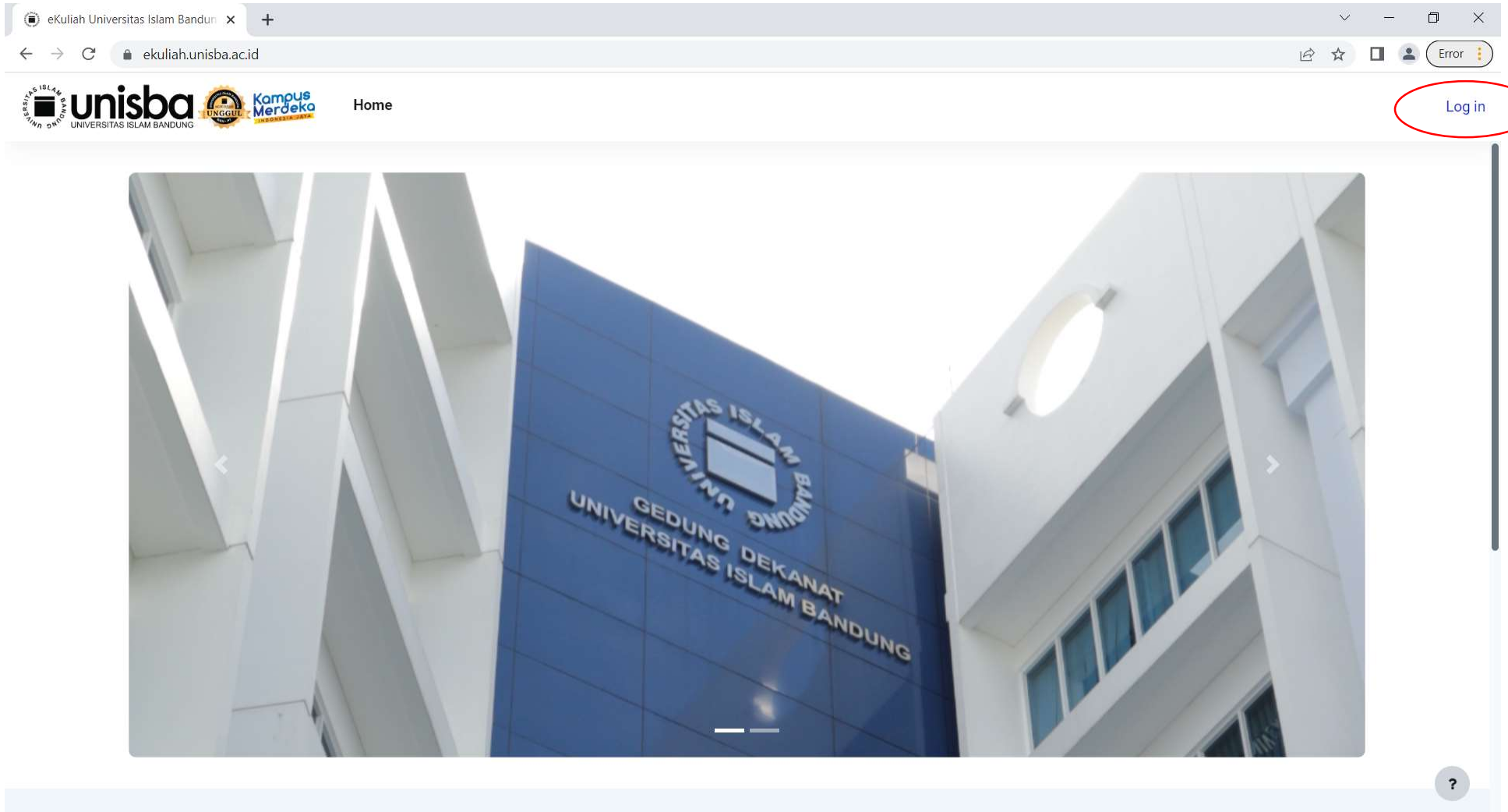
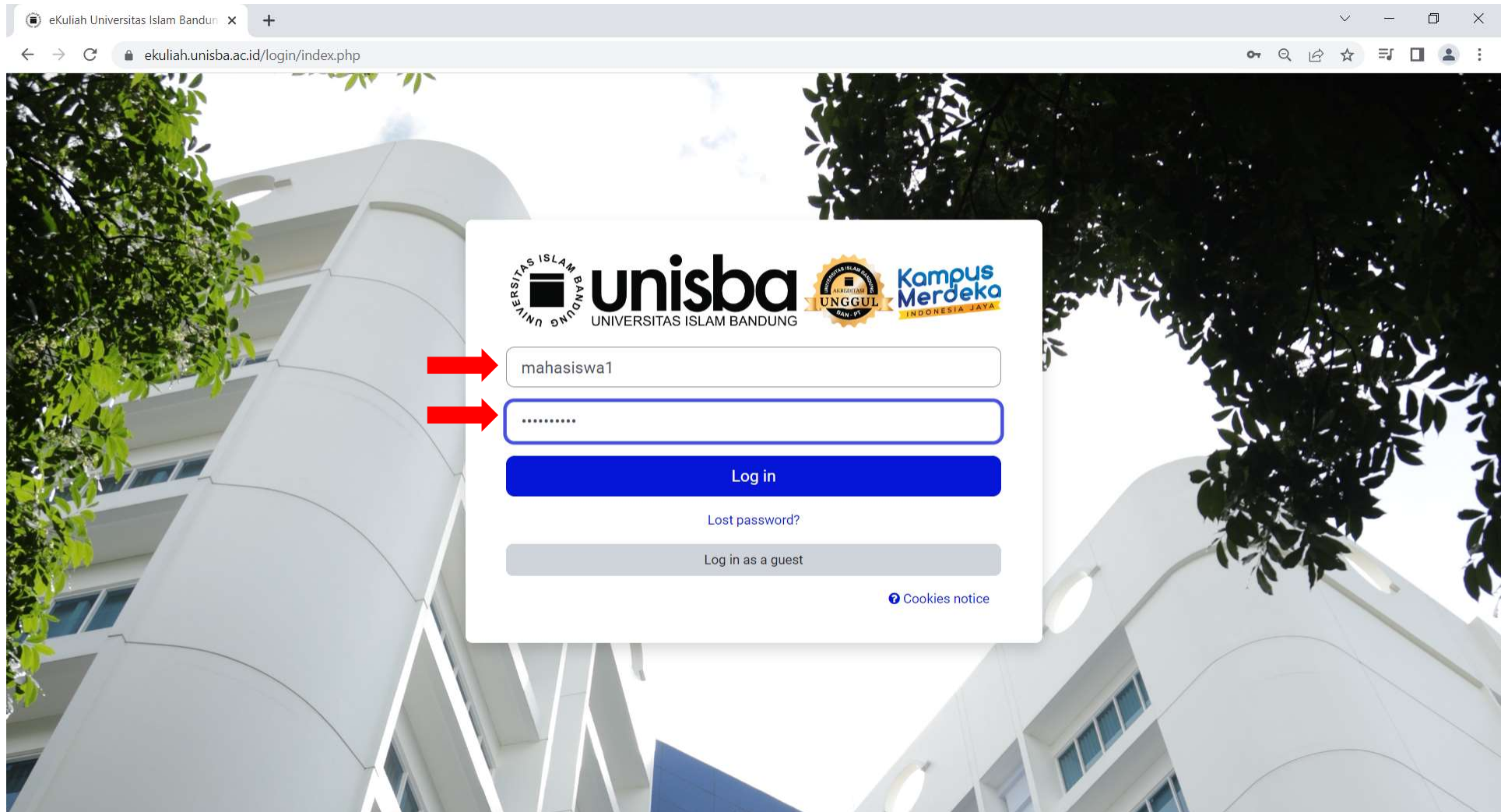


# PANDUAN MELAKUKAN AKSES PADA [ekuliah.unisba.ac.id](https://ekuliah.unisba.ac.id) PADA SERVER CLOUD

1. Akses laman <https://ekuliah.unisba.ac.id>, klik **Log in** disebelah pojok kanan atas



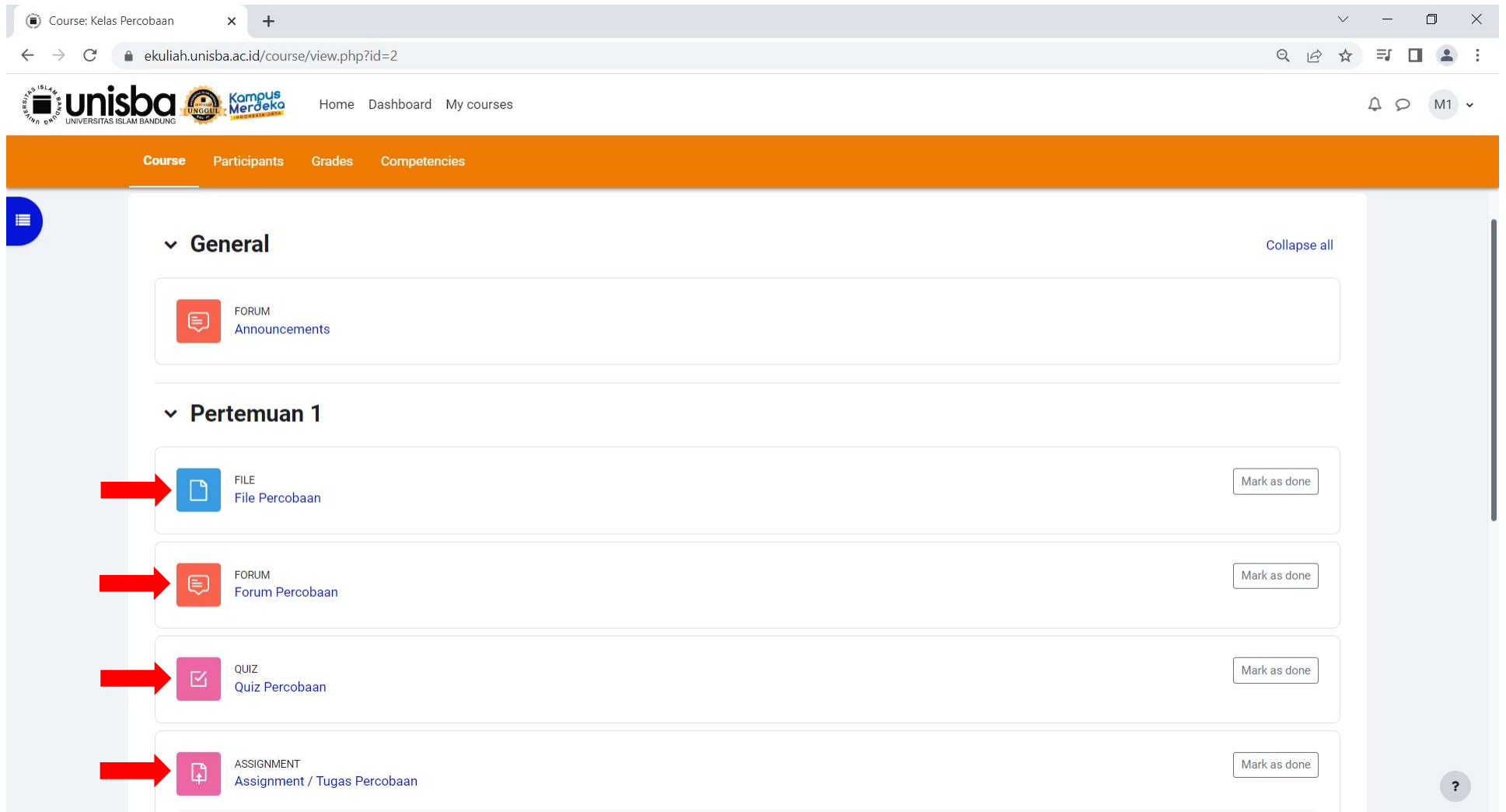
2. Tampilan laman Log in, gunakan username dan password yang sama dengan sisfo.



3. Saat berhasil Log in akan langsung diarahkan ke laman **My courses**. Pilih Course / Mata kuliah yang akan digunakan

The screenshot displays the 'My courses' interface. At the top, the browser address bar shows 'ekuliah.unisba.ac.id/my/courses.php'. The page header includes the Unisba logo, 'Kampus Merdeka' badge, and navigation links for 'Home', 'Dashboard', and 'My courses'. The main content area is titled 'My courses' and contains a 'Course overview' section. This section features a search bar with 'All' and 'Search' options, and sorting controls set to 'Sort by course name' and 'Card'. A single course card is visible, labeled 'Category 1' and 'Kelas Percobaan', with a progress bar indicating '0% complete'. A red arrow points to the course card. The footer contains 'Contact us' with social media icons, 'Contact site support', user status 'You are logged in as Mahasiswa 1 (Log out)', 'Data retention summary', 'Get the mobile app', and 'Reset user tour on this page'. Mobile app download buttons for Google Play and the App Store are also present.

4. Tampilan awal course. Ikuti perkuliahan dengan mengikuti aktifitas yang sudah dibuat oleh Dosen mulai dari membaca **Modul/File**, mengikuti **Forum** diskusi, mengerjakan **Quiz**, mengumpulkan **Tugas** atau **Assignment**, dan lain-lain.



The screenshot shows a web browser window with the URL [ekuliah.unisba.ac.id/course/view.php?id=2](http://ekuliah.unisba.ac.id/course/view.php?id=2). The page header includes the Unisba logo and navigation links: Home, Dashboard, My courses. Below the header is an orange navigation bar with tabs: Course, Participants, Grades, Competencies. The main content area is titled 'General' and 'Pertemuan 1'. Under 'Pertemuan 1', there is a list of activities:

- FORUM Announcements**
- FILE File Percobaan** (with a red arrow pointing to the file icon)
- FORUM Forum Percobaan** (with a red arrow pointing to the forum icon)
- QUIZ Quiz Percobaan** (with a red arrow pointing to the quiz icon)
- ASSIGNMENT Assignment / Tugas Percobaan** (with a red arrow pointing to the assignment icon)

Each activity item has a 'Mark as done' button on the right. The page also features a 'Collapse all' link in the top right and a user profile icon labeled 'M1'.